

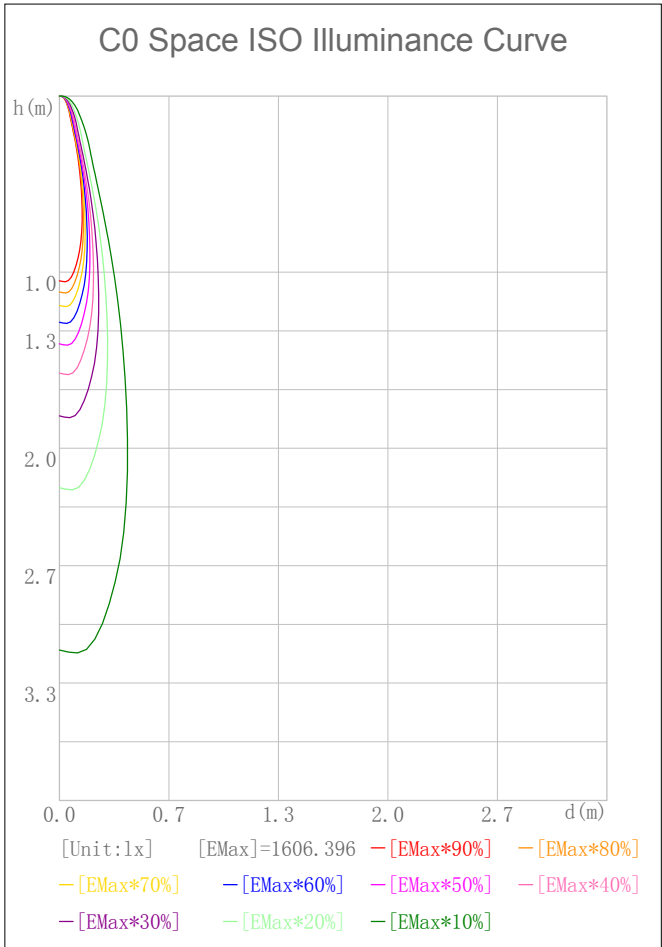
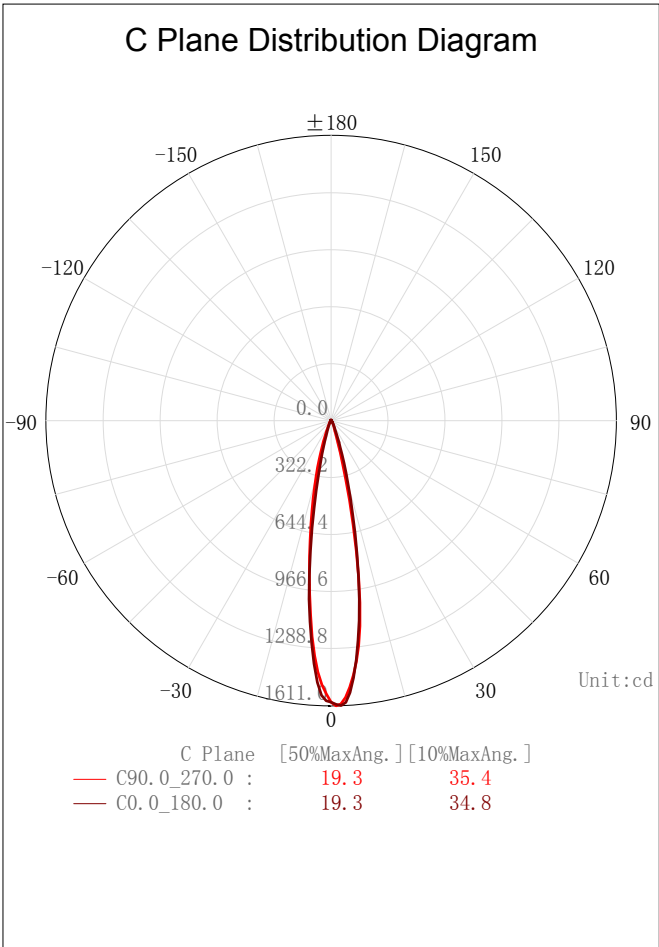
Indoor Luminaire Photometric Data

Description Information

Luminary Name: DL43-05-XX-01 3000K RA90 15D		Lum. Catalog:	Test ID: 01
Lamp Name:		Lamp Catalog: LED	Test Date: 2020/06/22
Manufacture: Shenzhen Norming Lighting Co., Ltd		Shld.Ang(°):	Test Machine:GON-2000
Test Lab: Quality Department		Frequency (Hz):	Lamp CCT (K): Ra:
Lum. Size (W*L*H):0.050m*0.050m*0.072m		Lum. Area (m2):0.006	Lum. W (kg): 0.000
Test System: C, γ	Test Step: C=90.0 γ=1.0	Temp. (°C): 25	Humidity(%): 50.0

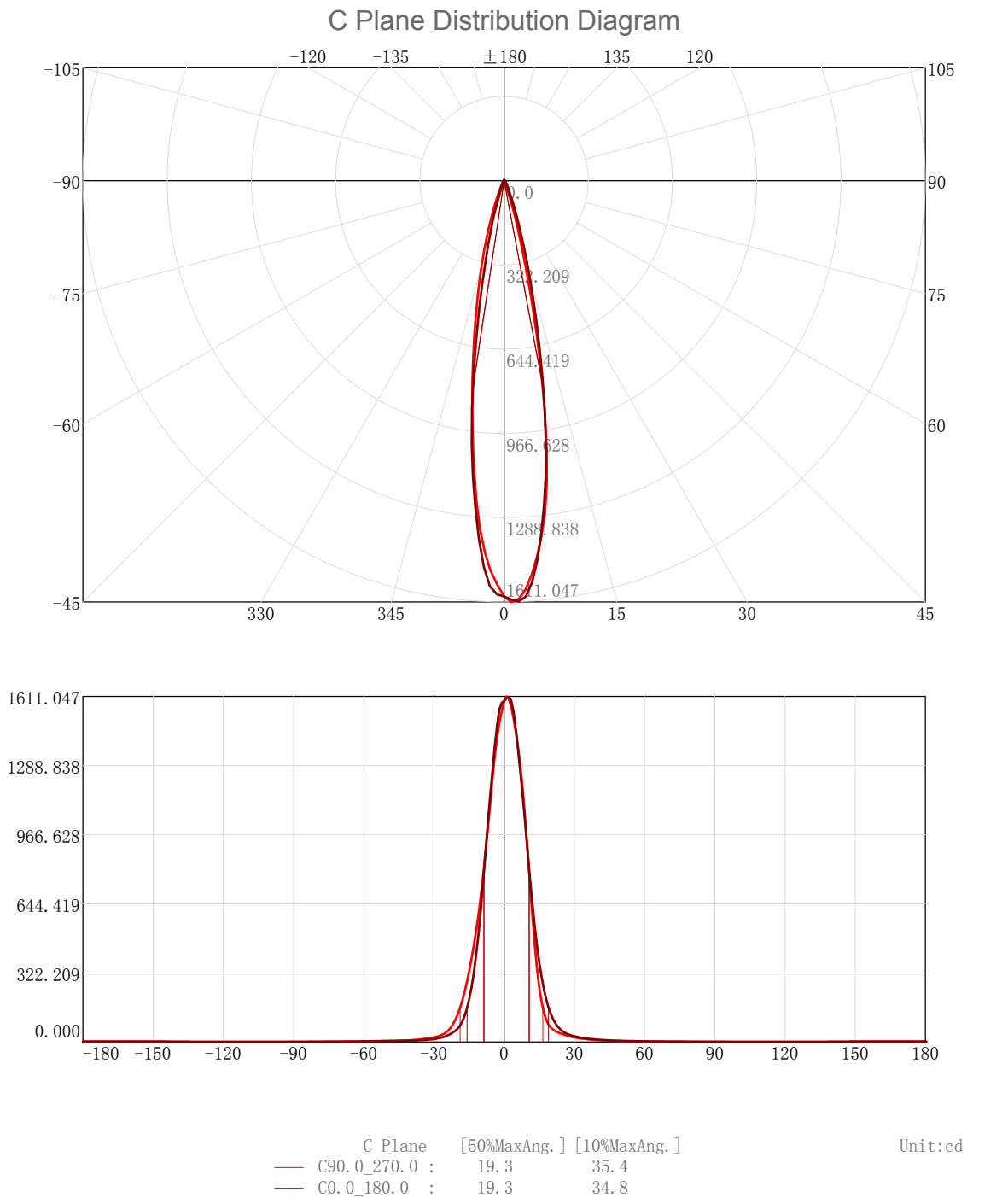
Character Parameter

Lamp Speciality Parameter		Luminaire Speciality Parameter	
Rated Flux(lm): 251.210	Luminary Flux(lm): 251.207	Field Angle(10%Imax): 35.4(°)	
Rated Power(W):	Luminary Efficiency: 100.00%	Down Lumens&Percent: 241.048lm 95.96%	
Rated Voltage(V):	Luminary EER(lm/W): 47.813	Up Lumens&Percent: 10.159lm 4.04%	
Tested Power(W): 5.254	Max. Candela(cd): 1611.047	S/MH: C0_a180=0.333 C90_270=0.334	
Lamps' Inside: 1	Max Cand@Ang. (°): C=90.0 γ=1.0	CIE Type: Semi-Direct	
Tested Electrics (V, A, pf):240.2, 0.023, 0.945	Beam Angle(50%Imax): 19.3(°)	ErP Φ use(90°): 221.269lm	
Lamp Size (W*L*H):0.050m*0.050m*0.072m	Left=-8.7°, Right=10.6°	IRF(%): 1331.278	



2D Plane Light Intensity Distribution Curve

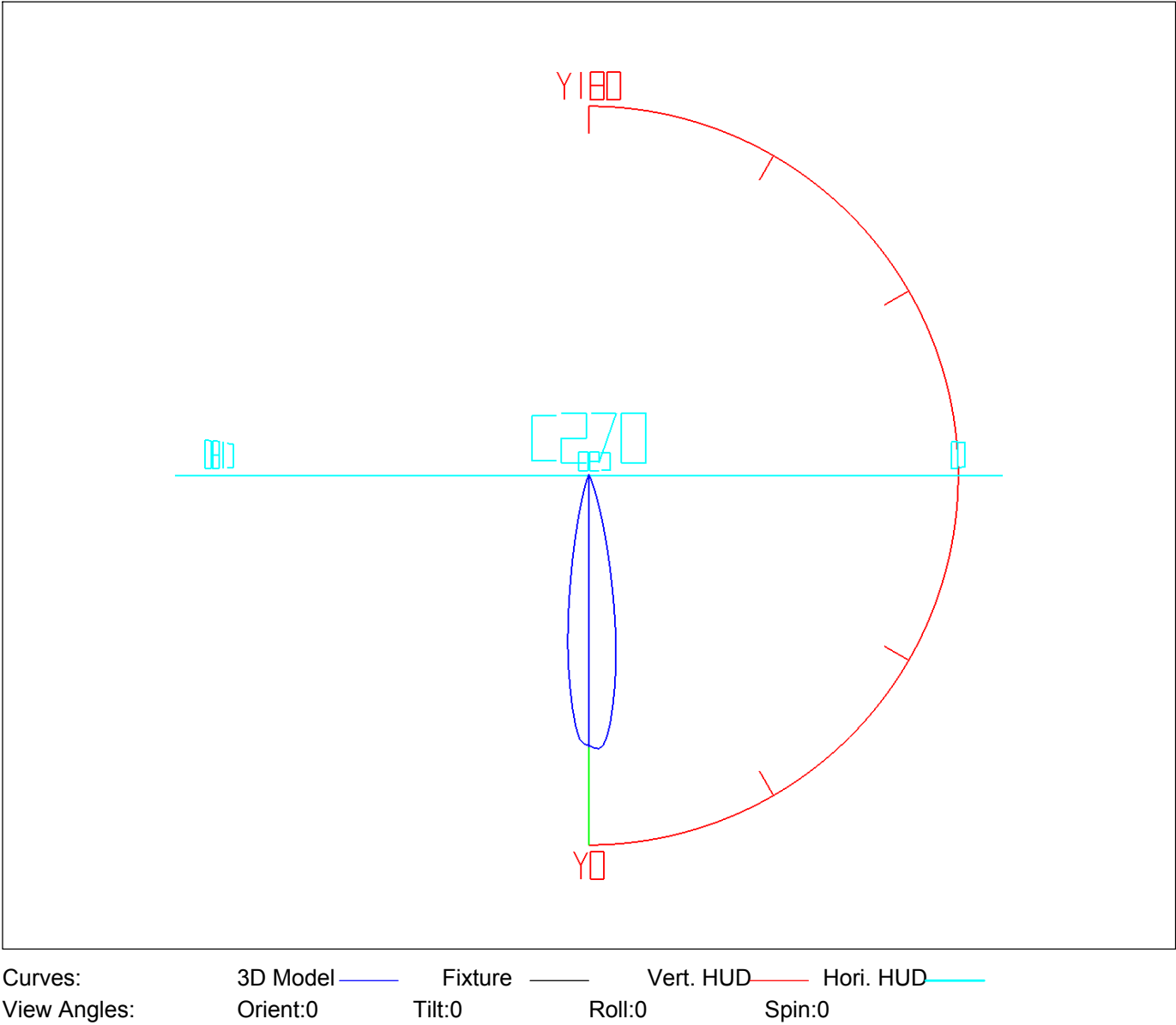
Lum. Name: DL43-05-XX-01 3000K RA90 15D	Lum. Catelog:	Test ID: 01
Lamp Name:	Lamp Catelog: LED	Test Lab: Quality Department
Manufacture: Shenzhen Norming Lighting Co., Ltd	Test Machine:GON-2000	Test Date: 2020/06/22



3D Light Intensity Distribution Modal

Lum. Name:DL43-05-XX-01 3000K RA90 15D	Lum. Catelog:	Test ID:01
Lamp Name:	Lamp Catelog:LED	Test Lab:Quality Department
Manufacture:Shenzhen Norming Lighting Co., Ltd	Test Machine:GON-2000	Test Date:2020/06/22

3D Light Intensity Distribution Modal



IES Indoor Report

Photometric Filename:DL43-05-XX-01 3000K RA90 15D.IES

Zonal Flux Tabulation

Zone(γ)	Zone Flux (lm)	Sums Flux (lm)	Zone%Lamp	Sums%Lamp	Zone(γ)	Zone Flux (lm)	Sums Flux (lm)	Zone%Lamp	Sums%Lamp
0.0-1.0	1.52	1.52	0.60	0.60	47.0-48.0	0.48	229.22	0.19	91.25
1.0-2.0	4.52	6.04	1.80	2.40	48.0-49.0	0.47	229.69	0.19	91.43
2.0-3.0	7.36	13.40	2.93	5.33	49.0-50.0	0.45	230.15	0.18	91.62
3.0-4.0	9.89	23.28	3.94	9.27	50.0-51.0	0.44	230.59	0.18	91.79
4.0-5.0	11.98	35.26	4.77	14.04	51.0-52.0	0.43	231.02	0.17	91.96
5.0-6.0	13.60	48.86	5.41	19.45	52.0-53.0	0.42	231.44	0.17	92.13
6.0-7.0	14.75	63.61	5.87	25.32	53.0-54.0	0.41	231.84	0.16	92.29
7.0-8.0	15.40	79.01	6.13	31.45	54.0-55.0	0.39	232.23	0.16	92.45
8.0-9.0	15.51	94.52	6.17	37.62	55.0-56.0	0.38	232.61	0.15	92.60
9.0-10.0	15.09	109.60	6.01	43.63	56.0-57.0	0.37	232.98	0.15	92.74
10.0-11.0	14.23	123.83	5.67	49.30	57.0-58.0	0.36	233.34	0.14	92.89
11.0-12.0	13.06	136.90	5.20	54.49	58.0-59.0	0.35	233.69	0.14	93.03
12.0-13.0	11.69	148.58	4.65	59.15	59.0-60.0	0.34	234.03	0.13	93.16
13.0-14.0	10.25	158.83	4.08	63.23	60.0-61.0	0.33	234.35	0.13	93.29
14.0-15.0	8.86	167.70	3.53	66.76	61.0-62.0	0.32	234.67	0.13	93.41
15.0-16.0	7.59	175.28	3.02	69.78	62.0-63.0	0.31	234.97	0.12	93.54
16.0-17.0	6.45	181.74	2.57	72.34	63.0-64.0	0.30	235.27	0.12	93.66
17.0-18.0	5.45	187.18	2.17	74.51	64.0-65.0	0.29	235.56	0.12	93.77
18.0-19.0	4.60	191.79	1.83	76.35	65.0-66.0	0.28	235.85	0.11	93.89
19.0-20.0	3.91	195.70	1.56	77.90	66.0-67.0	0.28	236.12	0.11	94.00
20.0-21.0	3.35	199.04	1.33	79.23	67.0-68.0	0.27	236.39	0.11	94.10
21.0-22.0	2.89	201.94	1.15	80.39	68.0-69.0	0.26	236.66	0.10	94.21
22.0-23.0	2.52	204.46	1.00	81.39	69.0-70.0	0.26	236.91	0.10	94.31
23.0-24.0	2.22	206.67	0.88	82.27	70.0-71.0	0.25	237.16	0.10	94.41
24.0-25.0	1.97	208.64	0.78	83.05	71.0-72.0	0.24	237.41	0.10	94.51
25.0-26.0	1.76	210.40	0.70	83.75	72.0-73.0	0.24	237.65	0.10	94.60
26.0-27.0	1.59	211.99	0.63	84.39	73.0-74.0	0.23	237.88	0.09	94.69
27.0-28.0	1.45	213.43	0.58	84.96	74.0-75.0	0.23	238.11	0.09	94.78
28.0-29.0	1.32	214.76	0.53	85.49	75.0-76.0	0.22	238.33	0.09	94.87
29.0-30.0	1.22	215.98	0.49	85.98	76.0-77.0	0.22	238.55	0.09	94.96
30.0-31.0	1.14	217.12	0.45	86.43	77.0-78.0	0.21	238.77	0.09	95.05
31.0-32.0	1.06	218.18	0.42	86.85	78.0-79.0	0.21	238.98	0.08	95.13
32.0-33.0	1.00	219.18	0.40	87.25	79.0-80.0	0.21	239.18	0.08	95.21
33.0-34.0	0.94	220.12	0.38	87.63	80.0-81.0	0.20	239.39	0.08	95.29
34.0-35.0	0.89	221.01	0.35	87.98	81.0-82.0	0.20	239.59	0.08	95.37
35.0-36.0	0.84	221.85	0.34	88.31	82.0-83.0	0.20	239.78	0.08	95.45
36.0-37.0	0.80	222.65	0.32	88.63	83.0-84.0	0.19	239.97	0.08	95.53
37.0-38.0	0.75	223.40	0.30	88.93	84.0-85.0	0.19	240.16	0.07	95.60
38.0-39.0	0.71	224.11	0.28	89.21	85.0-86.0	0.18	240.34	0.07	95.67
39.0-40.0	0.67	224.79	0.27	89.48	86.0-87.0	0.18	240.52	0.07	95.75
40.0-41.0	0.64	225.43	0.26	89.74	87.0-88.0	0.18	240.70	0.07	95.82
41.0-42.0	0.61	226.04	0.24	89.98	88.0-89.0	0.17	240.88	0.07	95.89
42.0-43.0	0.58	226.62	0.23	90.21	89.0-90.0	0.17	241.05	0.07	95.95
43.0-44.0	0.56	227.18	0.22	90.44	90.0-91.0	0.17	241.22	0.07	96.02
44.0-45.0	0.54	227.72	0.21	90.65	91.0-92.0	0.17	241.38	0.07	96.09
45.0-46.0	0.52	228.24	0.21	90.86	92.0-93.0	0.16	241.55	0.06	96.15
46.0-47.0	0.50	228.74	0.20	91.06	93.0-94.0	0.16	241.71	0.06	96.22

IES Indoor Report

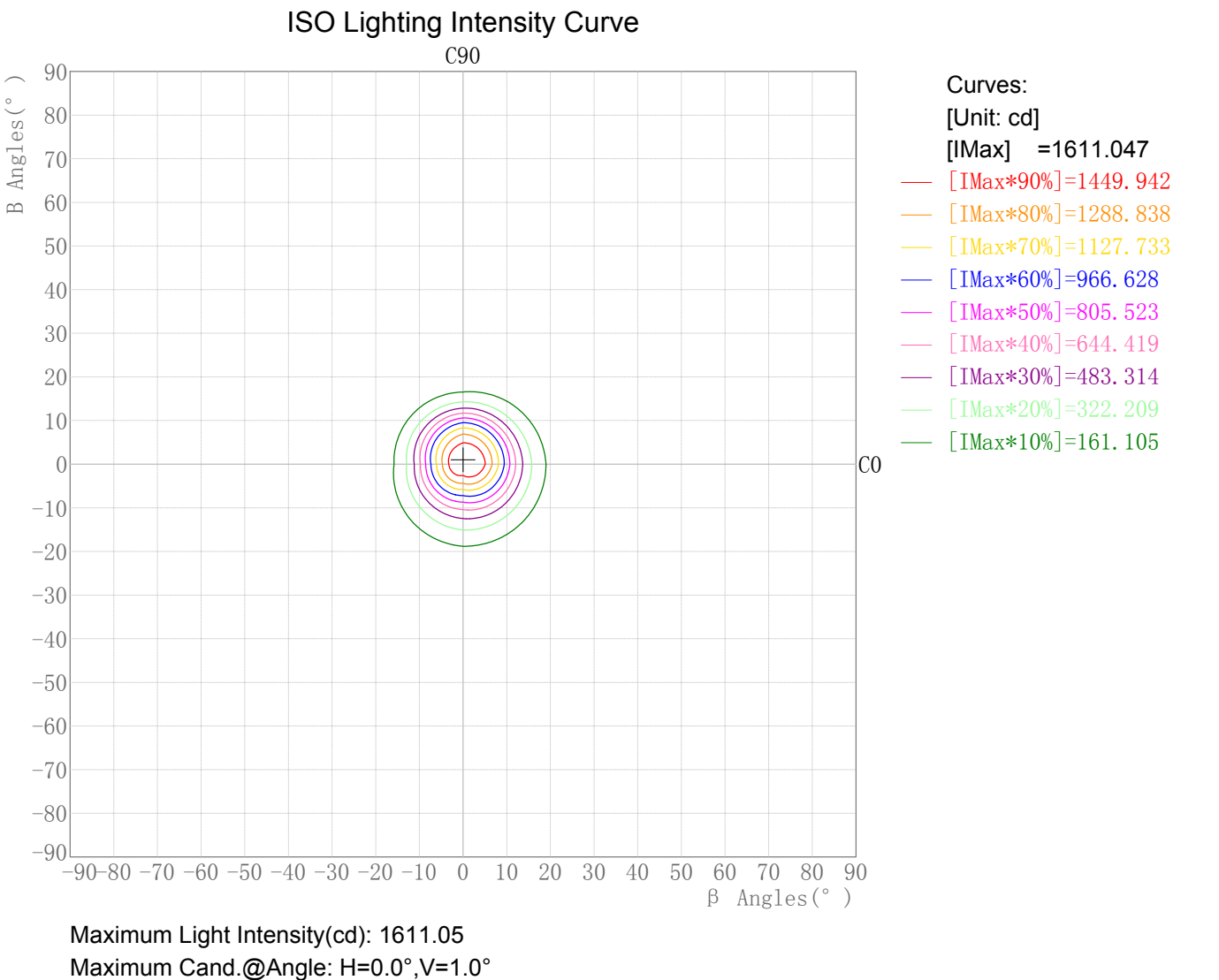
Photometric Filename:DL43-05-XX-01 3000K RA90 15D.IES

Zonal Flux Tabulation - (Cont.)

Zone(γ)	Zone Flux (lm)	Sums Flux (lm)	Zone%Lamp	Sums%Lamp	Zone(γ)	Zone Flux (lm)	Sums Flux (lm)	Zone%Lamp	Sums%Lamp
94.0-95.0	0.16	241.87	0.06	96.28	141.0-142.0	0.13	247.87	0.05	98.67
95.0-96.0	0.16	242.02	0.06	96.34	142.0-143.0	0.13	248.00	0.05	98.72
96.0-97.0	0.15	242.18	0.06	96.40	143.0-144.0	0.14	248.14	0.05	98.78
97.0-98.0	0.15	242.33	0.06	96.46	144.0-145.0	0.14	248.28	0.05	98.83
98.0-99.0	0.15	242.48	0.06	96.52	145.0-146.0	0.14	248.41	0.05	98.89
99.0-100.0	0.15	242.63	0.06	96.58	146.0-147.0	0.14	248.55	0.05	98.94
100.0-101.0	0.15	242.77	0.06	96.64	147.0-148.0	0.14	248.69	0.05	99.00
101.0-102.0	0.15	242.92	0.06	96.70	148.0-149.0	0.14	248.82	0.05	99.05
102.0-103.0	0.14	243.06	0.06	96.76	149.0-150.0	0.14	248.96	0.05	99.10
103.0-104.0	0.14	243.20	0.06	96.81	150.0-151.0	0.13	249.09	0.05	99.16
104.0-105.0	0.14	243.35	0.06	96.87	151.0-152.0	0.13	249.23	0.05	99.21
105.0-106.0	0.14	243.49	0.06	96.93	152.0-153.0	0.13	249.36	0.05	99.26
106.0-107.0	0.14	243.62	0.06	96.98	153.0-154.0	0.13	249.49	0.05	99.31
107.0-108.0	0.14	243.76	0.05	97.03	154.0-155.0	0.12	249.61	0.05	99.36
108.0-109.0	0.14	243.90	0.05	97.09	155.0-156.0	0.12	249.73	0.05	99.41
109.0-110.0	0.13	244.03	0.05	97.14	156.0-157.0	0.12	249.85	0.05	99.46
110.0-111.0	0.13	244.16	0.05	97.20	157.0-158.0	0.11	249.96	0.05	99.50
111.0-112.0	0.13	244.30	0.05	97.25	158.0-159.0	0.11	250.07	0.04	99.55
112.0-113.0	0.13	244.43	0.05	97.30	159.0-160.0	0.10	250.18	0.04	99.59
113.0-114.0	0.13	244.55	0.05	97.35	160.0-161.0	0.10	250.28	0.04	99.63
114.0-115.0	0.13	244.68	0.05	97.40	161.0-162.0	0.10	250.37	0.04	99.67
115.0-116.0	0.13	244.81	0.05	97.45	162.0-163.0	0.09	250.46	0.04	99.70
116.0-117.0	0.12	244.93	0.05	97.50	163.0-164.0	0.09	250.55	0.03	99.74
117.0-118.0	0.12	245.05	0.05	97.55	164.0-165.0	0.08	250.63	0.03	99.77
118.0-119.0	0.12	245.17	0.05	97.60	165.0-166.0	0.08	250.70	0.03	99.80
119.0-120.0	0.12	245.29	0.05	97.64	166.0-167.0	0.07	250.77	0.03	99.83
120.0-121.0	0.12	245.41	0.05	97.69	167.0-168.0	0.07	250.84	0.03	99.85
121.0-122.0	0.12	245.52	0.05	97.74	168.0-169.0	0.06	250.90	0.02	99.88
122.0-123.0	0.11	245.64	0.05	97.78	169.0-170.0	0.05	250.95	0.02	99.90
123.0-124.0	0.11	245.75	0.05	97.83	170.0-171.0	0.05	251.00	0.02	99.92
124.0-125.0	0.11	245.86	0.04	97.87	171.0-172.0	0.04	251.05	0.02	99.93
125.0-126.0	0.11	245.98	0.04	97.92	172.0-173.0	0.04	251.08	0.02	99.95
126.0-127.0	0.11	246.09	0.04	97.96	173.0-174.0	0.03	251.12	0.01	99.96
127.0-128.0	0.11	246.20	0.04	98.01	174.0-175.0	0.03	251.14	0.01	99.97
128.0-129.0	0.11	246.31	0.04	98.05	175.0-176.0	0.02	251.17	0.01	99.98
129.0-130.0	0.11	246.42	0.04	98.09	176.0-177.0	0.02	251.18	0.01	99.99
130.0-131.0	0.11	246.54	0.04	98.14	177.0-178.0	0.01	251.20	0.00	99.99
131.0-132.0	0.11	246.65	0.05	98.18	178.0-179.0	0.01	251.20	0.00	100.00
132.0-133.0	0.11	246.76	0.05	98.23	179.0-180.0	0.00	251.21	0.00	100.00
133.0-134.0	0.12	246.88	0.05	98.28					
134.0-135.0	0.12	246.99	0.05	98.32					
135.0-136.0	0.12	247.11	0.05	98.37					
136.0-137.0	0.12	247.23	0.05	98.42					
137.0-138.0	0.12	247.36	0.05	98.47					
138.0-139.0	0.12	247.48	0.05	98.52					
139.0-140.0	0.13	247.61	0.05	98.57					
140.0-141.0	0.13	247.74	0.05	98.62					

Rectangle ISO Lighting Intensity Diagram

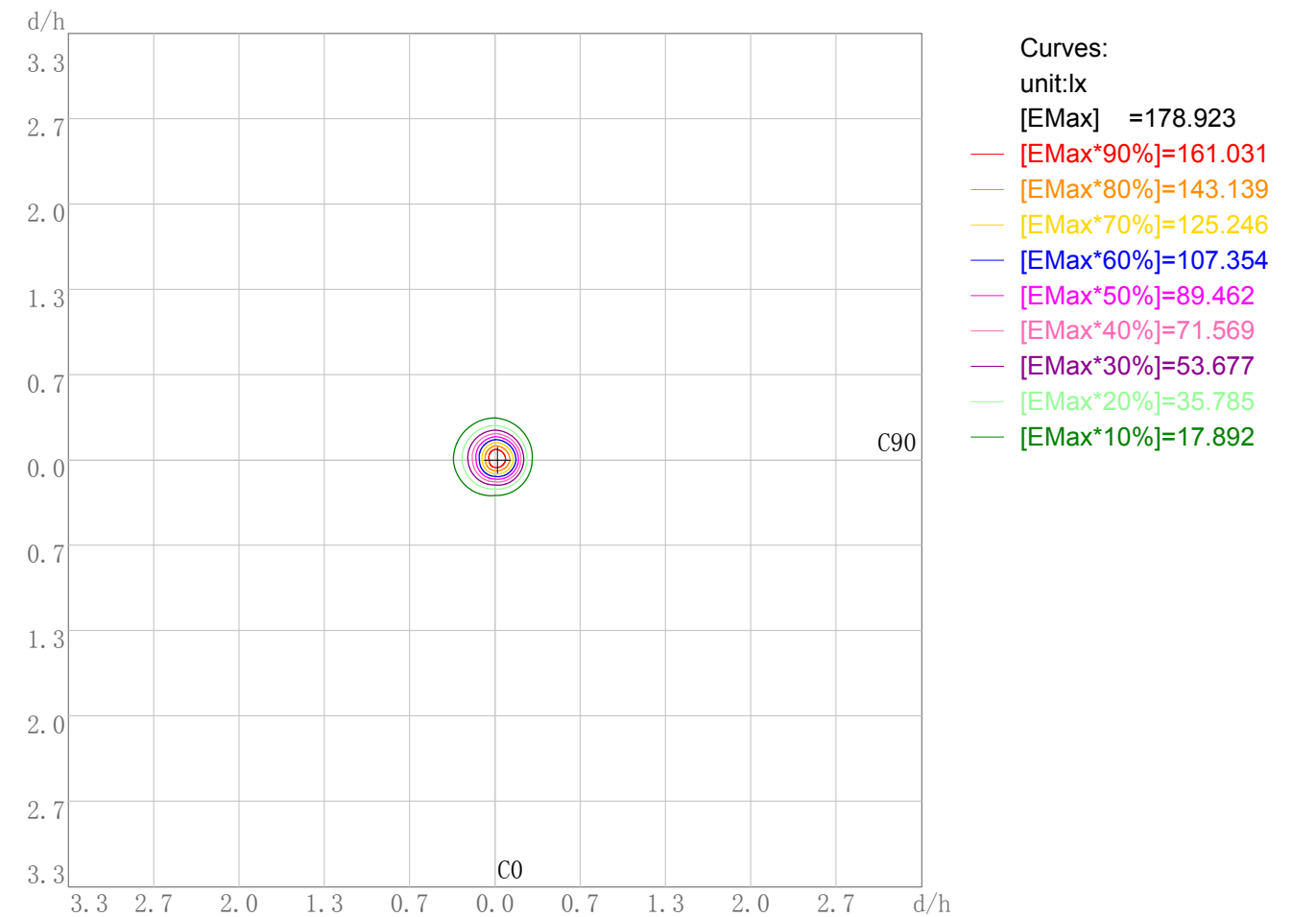
Lum. Name: DL43-05-XX-01 3000K RA90 15D	Lum. Catalog:	Test ID: 01
Lamp Name:	Lamp Catalog: LED	Test Lab: Quality Department
Manufacture: Shenzhen Norming Lighting Co., Ltd	Test Machine:GON-2000	Test Date: 2020/06/22



Plane ISO-Illuminance Diagram

Lum. Name:DL43-05-XX-01 3000K RA90 15D	Lum. Catalog:	Test ID:01
Lamp Name:	Lamp Catalog: LED	Test Lab: Quality Department
Manufacture: Shenzhen Norming Lighting Co., Ltd	Test Machine:GON-2000	Test Date: 2020/06/22

Plane ISO-Illuminance Curve



Working Plane Luminaire Mounting Height(m): 3.00

Working Plane Maximum Illuminance(lx): 178.92

Working Plane Maximum Illuminance Position(d/h):H0.0 V0.0

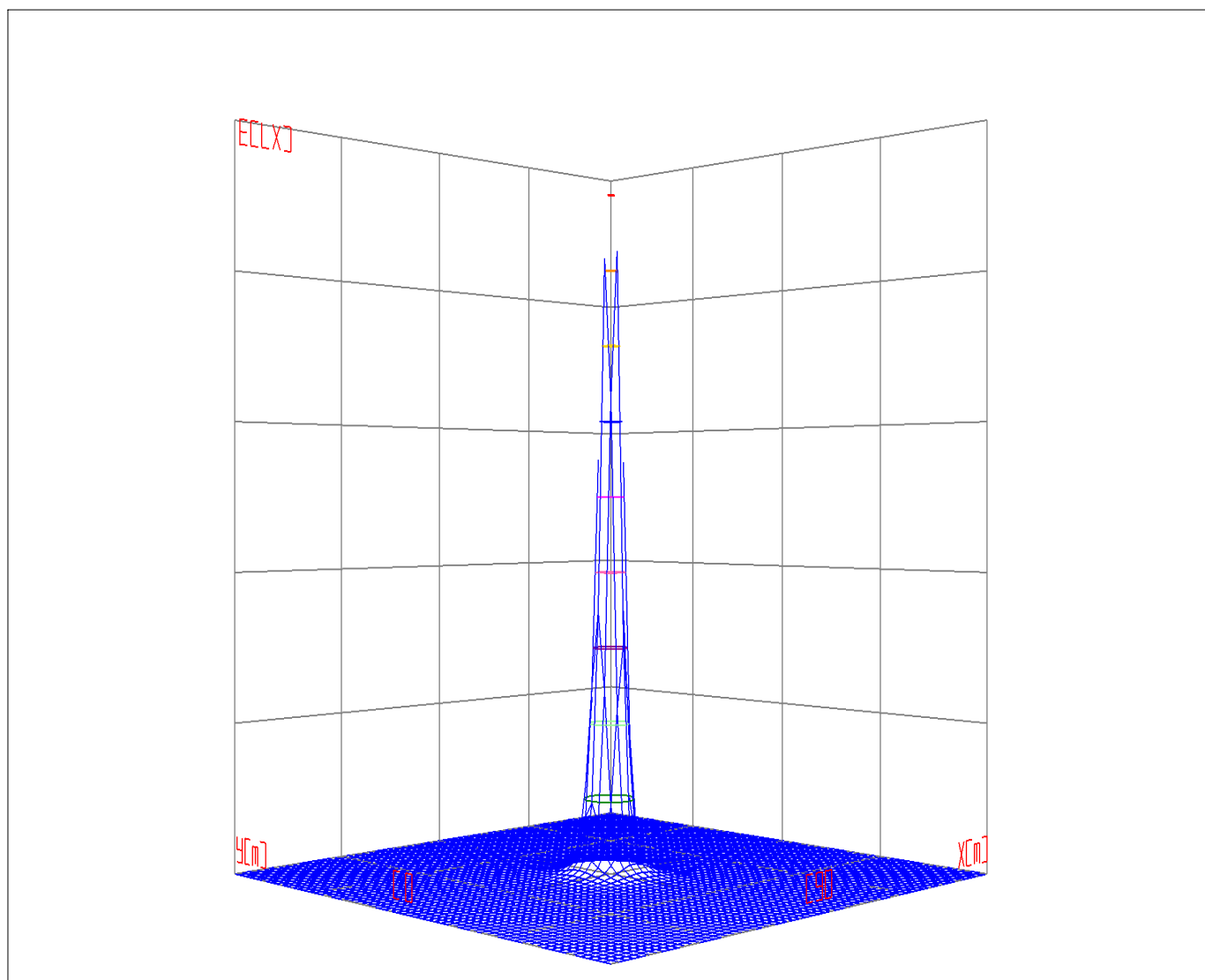
IES Indoor Report

Photometric Filename:DL43-05-XX-01 3000K RA90 15D.IES

3D Plane ISO Illuminance Diagram

Lum. Name: DL43-05-XX-01 3000K RA90 15D	Lum. Catalog:	Test ID: 01
Lamp Name:	Lamp Catalog: LED	Test Lab: Quality Department
Manufacture: Shenzhen Norming Lighting Co., Ltd	Test Machine:GON-2000	Test Date: 2020/06/22

3D Plane Illuminance Modal

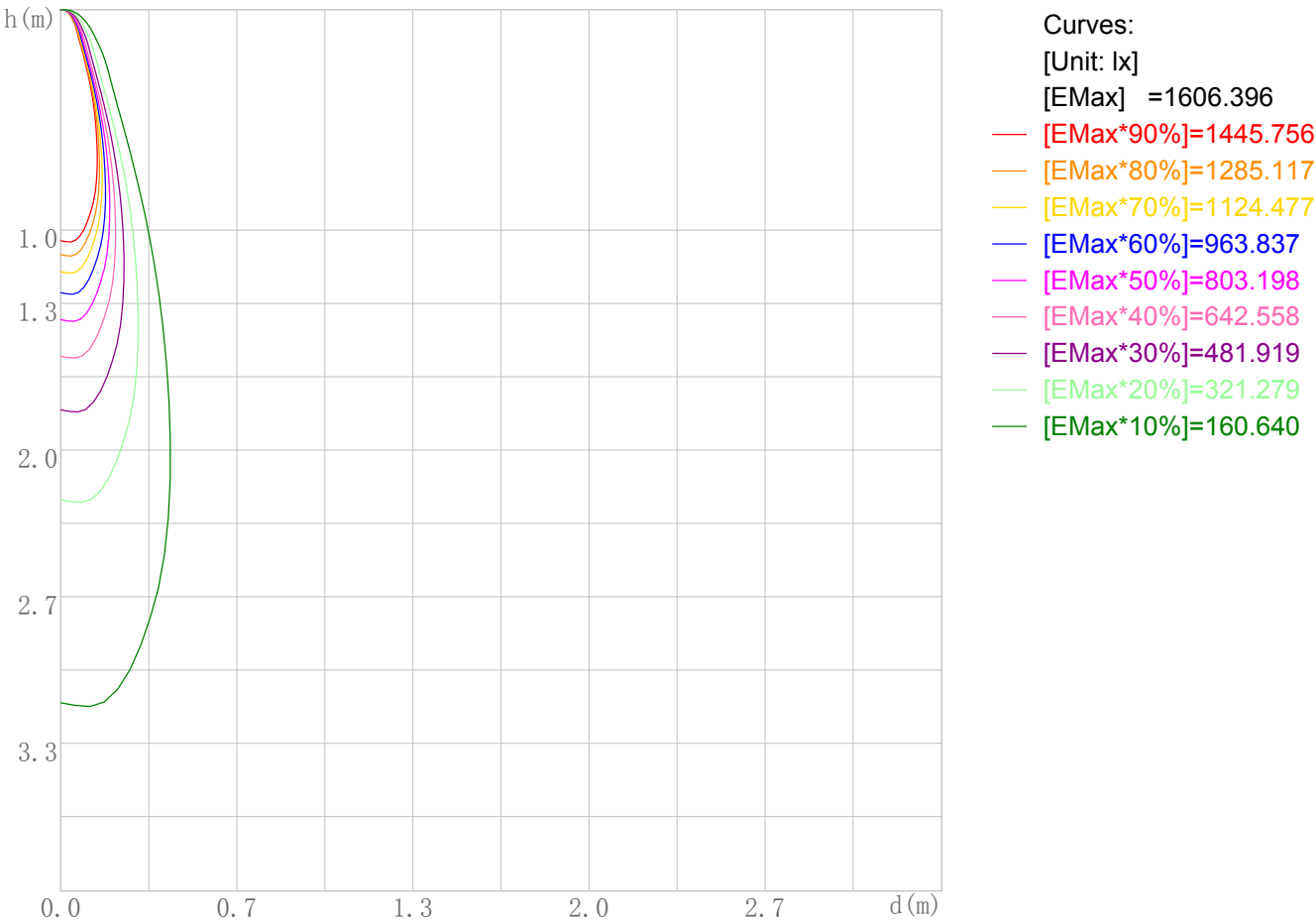


Curves: 3D Model — 90% — 80% — 70% — 60% — 50% — 40% — 30% — 20% — 10% —
View Angles(deg): 0 Height(m): 3.0 Distance(m): 10.0

Space ISO Illuminance Diagram

Lum. Name: DL43-05-XX-01 3000K RA90 15D	Lum. Catelog:	Test ID: 01
Lamp Name:	Lamp Catelog: LED	Test Lab: Quality Department
Manufacture: Shenzhen Norming Lighting Co., Ltd	Test Machine:GON-2000	Test Date: 2020/06/22

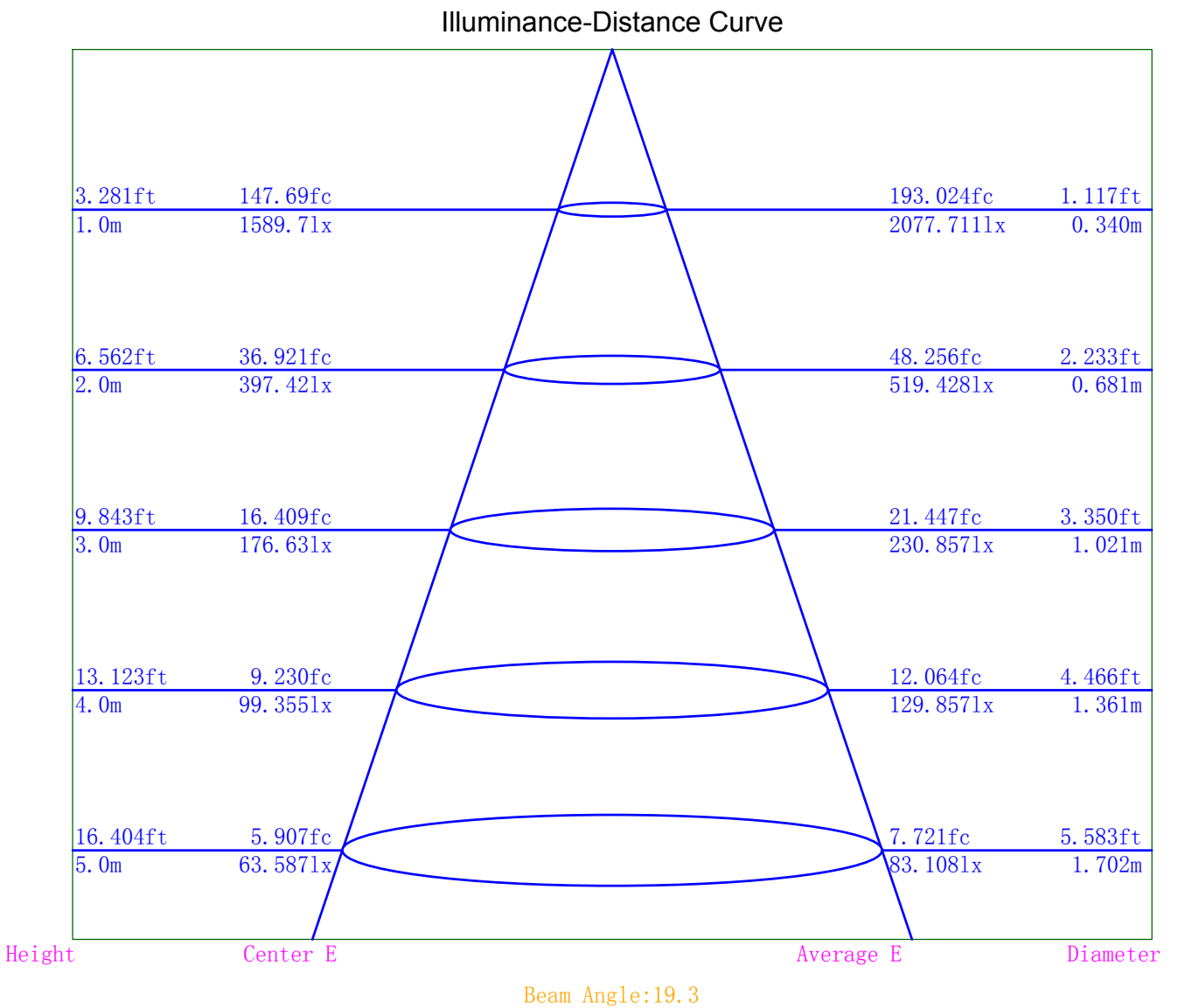
Space ISO Illuminance Curve



Space Plane Maximum Illuminance and @Angle:1606.40lx,2.0deg
Plane Maximum Lighting Intensity and @Angle:1609.335cd,0deg

Illuminance-Distance Diagram

Lum. Name:DL43-05-XX-01 3000K RA90 15D	Lum. Catelog:	Test ID:01
Lamp Name:	Lamp Catelog:LED	Test Lab:Quality Department
Manufacture:Shenzhen Norming Lighting Co., Ltd	Test Machine:GON-2000	Test Date:2020/06/22



Indoor Luminance Limiting Curves

Lum. Name: DL43-05-XX-01 3000K RA90 15D	Lum. Catalog:	Test ID: 01
Lamp Name:	Lamp Catalog: LED	Test Lab: Quality Department
Manufacture: Shenzhen Norming Lighting Co., Ltd	Test Machine:GON-2000	Test Date: 2020/06/22

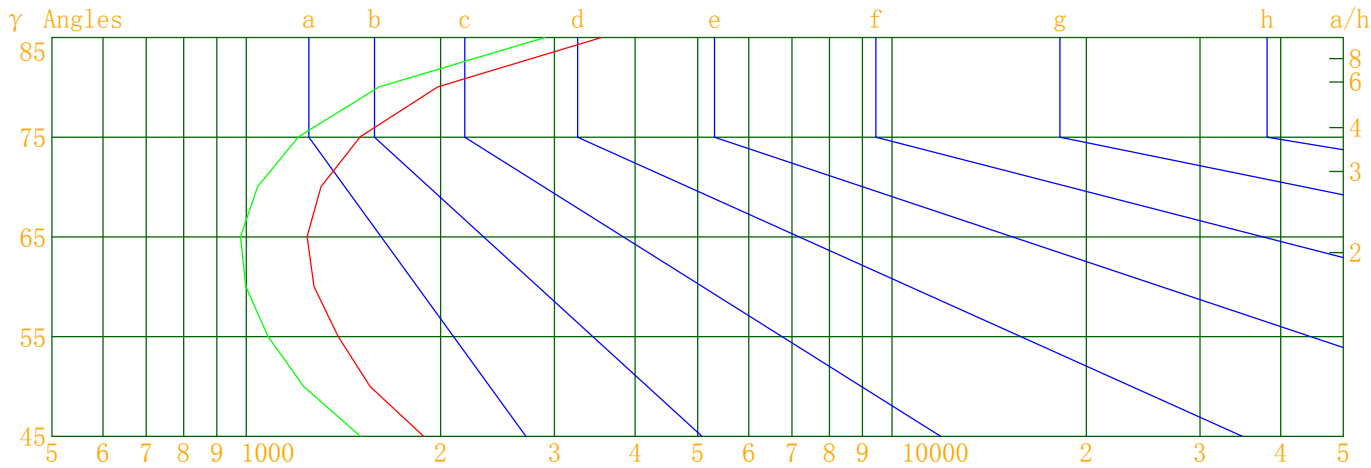
Glare Grade Table

GI	Quality	Using Illuminance							
1.15	A	2000	1000	500	<=300				
1.5	B		2000	1000	500	<=300			
1.85	C			2000	1000	500	<=300		
2.2	D				2000	1000	500	<=300	
2.55	E	a				2000	1000	500	<=300
			b	c	d	e	f	g	h

Luminance Table

Gama(deg)	45	50	55	60	65	70	75	80	85
C0	1882	1555	1388	1273	1242	1305	1501	1980	3549
C90	1502	1226	1081	998	979	1041	1204	1607	2900

Luminance Limiting Curve



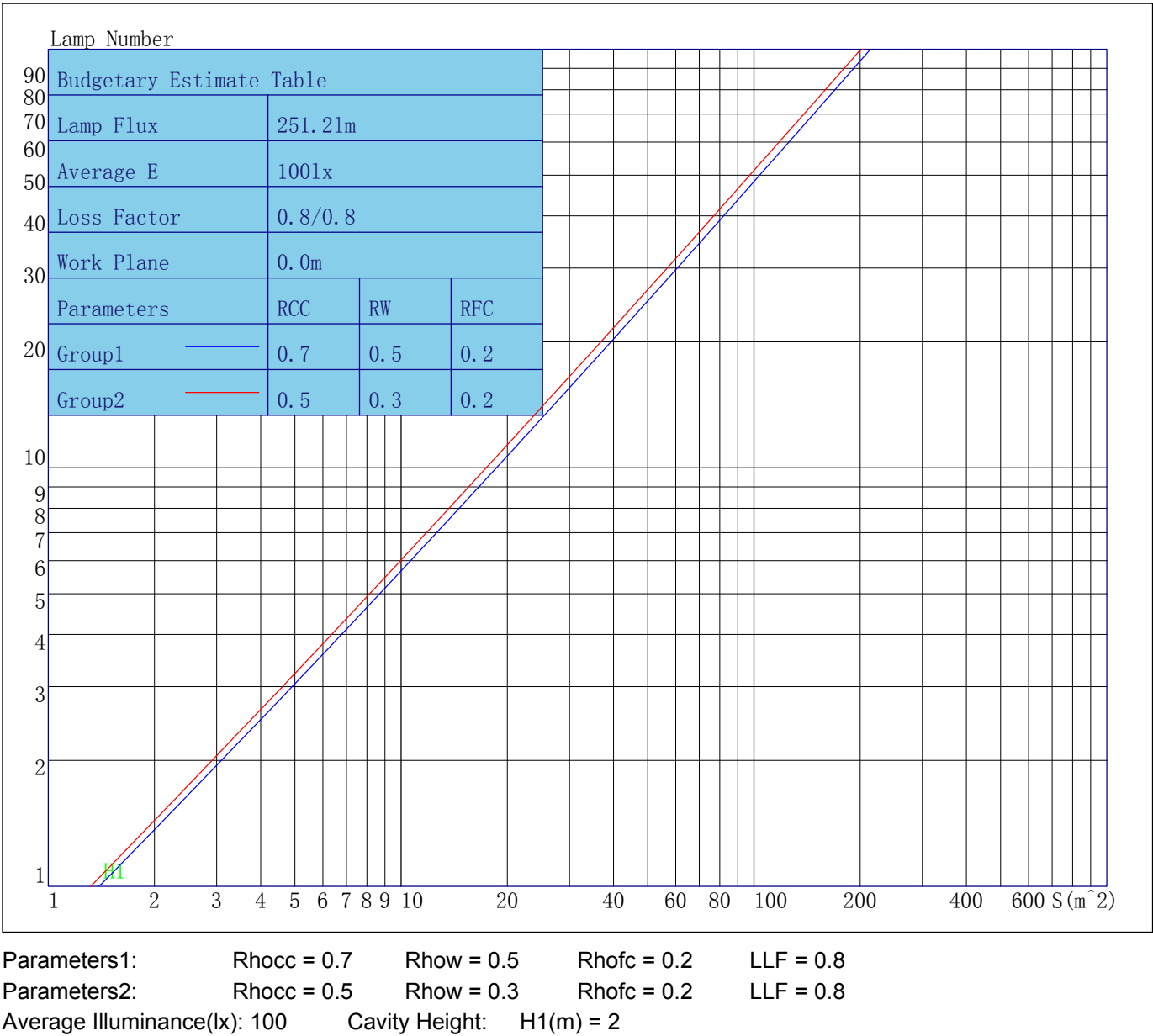
Luminous Size: Length(m)=0.050 Width(m)=0.050 Height(m)=0.072 Area(m^2)=0.006100

Luminous Type: Without Luminous Side

Luminous Curves: C0-C180 Color: C90-C270 Color:

Indoor Budgetary Estimate Table

Lum. Name: DL43-05-XX-01 3000K RA90 15D	Lum. Catalog:	Test ID: 01
Lamp Name:	Lamp Catalog: LED	Test Lab: Quality Department
Manufacture: Shenzhen Norming Lighting Co., Ltd	Test Machine:GON-2000	Test Date: 2020/06/22



Indoor Coefficient of Utilization Table

Lum. Name: DL43-05-XX-01 3000K RA90 15D	Lum. Catelog:	Test ID: 01
Lamp Name:	Lamp Catelog: LED	Test Lab: Quality Department
Manufacture: Shenzhen Norming Lighting Co., Ltd	Test Machine:GON-2000	Test Date: 2020/06/22

Coefficients of Utilization - Zonal Cavity Method																		
Coef.	Effective Floor Cavity Reflectance RFC=0.20																	
RhoCC (%)	80				70				50			30			10			0
RhoW (%)	70	50	30	10	70	50	30	10	50	30	10	50	30	10	50	30	10	0
RCR	Coefficient of Utilization(%)																	
0	118	118	118	118	115	115	115	115	109	109	109	103	103	103	98	98	98	96
1	113	111	109	107	111	108	107	105	104	102	101	99	98	97	95	95	94	92
2	109	105	102	99	107	103	100	98	100	97	95	96	94	93	93	91	90	88
3	106	101	97	94	103	99	95	93	96	93	91	93	91	89	90	89	87	85
4	102	97	92	89	100	95	91	88	93	89	87	90	88	86	88	86	84	83
5	99	93	89	86	97	92	88	85	90	86	84	88	85	83	86	84	82	81
6	96	90	86	83	95	89	85	82	87	84	81	86	83	80	84	82	80	78
7	94	87	83	80	92	86	82	80	85	81	79	84	81	78	82	80	78	77
8	91	85	81	78	90	84	80	77	83	79	77	82	79	76	81	78	76	75
9	89	83	78	76	88	82	78	75	81	77	75	80	77	75	79	76	74	73
10	87	81	77	74	86	80	76	74	79	76	73	78	75	73	77	75	73	72

Unified Glare Rating Table

Lum. Name:DL43-05-XX-01 3000K RA90 15D	Lum. Catelog:	Test ID:01
Lamp Name:	Lamp Catelog:LED	Test Lab:Quality Department
Manufacture:Shenzhen Norming Lighting Co., Ltd	Test Machine:GON-2000	Test Date:2020/06/22

Unified Glare Rating Table

Ceiling RCC	0.70	0.70	0.50	0.50	0.30	0.70	0.70	0.50	0.50	0.30
Wall RW	0.50	0.30	0.50	0.30	0.30	0.50	0.30	0.50	0.30	0.30
Floor RFC	0.20	0.20	0.20	0.20	0.20	0.20	0.20	0.20	0.20	0.20
Room Size	Vewed crosswise					Vewed endwise				
X=2H Y=2H	7.1	8.1	7.5	8.5	8.9	5.8	6.8	6.2	7.2	7.6
	8.4	9.3	8.8	9.7	10.2	7.1	7.9	7.5	8.4	8.8
	9.2	10.0	9.7	10.5	11.0	7.9	8.7	8.3	9.1	9.6
	10.2	11.0	10.7	11.4	11.9	8.9	9.6	9.4	10.1	10.6
	10.9	11.6	11.4	12.0	12.6	9.5	10.2	10.0	10.7	11.2
	11.6	12.3	12.1	12.8	13.3	10.3	10.9	10.8	11.4	11.9
X=4H Y=2H	7.5	8.3	7.9	8.7	9.2	6.3	7.1	6.7	7.5	8.0
	9.0	9.7	9.5	10.2	10.7	7.8	8.5	8.3	9.0	9.5
	10.1	10.7	10.6	11.2	11.7	8.8	9.4	9.3	9.9	10.5
	11.3	11.9	11.9	12.4	13.0	10.1	10.6	10.6	11.1	11.7
	12.1	12.6	12.6	13.1	13.7	10.8	11.3	11.4	11.9	12.4
	13.0	13.5	13.6	14.0	14.6	11.7	12.2	12.3	12.7	13.3
X=8H Y=4H	10.5	11.0	11.0	11.5	12.1	9.3	9.8	9.8	10.3	10.9
	12.0	12.4	12.6	13.0	13.6	10.8	11.3	11.4	11.8	12.4
	13.0	13.3	13.6	13.9	14.5	11.8	12.2	12.4	12.7	13.3
	14.1	14.5	14.7	15.0	15.7	12.9	13.3	13.5	13.8	14.5
X=12H Y=4H	10.5	11.0	11.1	11.5	12.1	9.4	9.8	10.0	10.4	11.0
	12.2	12.6	12.8	13.1	13.8	11.1	11.4	11.7	12.0	12.6
	13.3	13.6	13.9	14.2	14.8	12.1	12.5	12.7	13.0	13.7
Variations with the objerver position at spacings										
S=1.0H	0.0/-0.0					0.1/-0.1				
S=1.5H	0.1/-0.1					0.1/-0.2				
S=2.0H	0.1/-0.1					0.1/-0.1				
Reduced UGR Table:										
Nordic Standard Table:	BK0					BK0				
Correction Value	4.3					4.4				

o the CIE Pub.117, data has been corrected, refers to the lamp’s lumens 8.2flm.

IES Indoor Report

Photometric Filename:DL43-05-XX-01 3000K RA90 15D.IES

Candela Tabulation

V/H	C0.0	C90.0	C180.0	C270.0
γ 0.0	1589.69	1589.69	1589.69	1589.69
γ 1.0	1602.07	1611.05	1581.53	1542.94
γ 2.0	1609.33	1600.63	1552.04	1491.43
γ 3.0	1592.49	1565.15	1479.59	1420.92
γ 4.0	1538.94	1509.81	1375.19	1330.84
γ 5.0	1457.19	1442.69	1258.58	1223.42
γ 6.0	1357.67	1366.90	1140.54	1105.26
γ 7.0	1250.17	1280.00	1016.06	988.02
γ 8.0	1141.40	1171.46	882.27	877.13
γ 9.0	1021.56	1041.04	743.62	774.94
γ 10.0	894.39	897.52	614.55	680.29
γ 11.0	769.93	747.48	500.78	592.96
γ 12.0	652.08	598.73	402.23	515.11
γ 13.0	545.89	462.02	317.02	446.07
γ 14.0	452.48	346.25	250.03	383.80
γ 15.0	372.32	253.97	196.12	327.02
γ 16.0	304.90	187.94	152.97	275.96
γ 17.0	247.37	138.64	118.89	230.61
γ 18.0	199.62	103.89	93.41	189.63
γ 19.0	160.73	81.45	74.50	154.82
γ 20.0	129.62	67.17	61.36	124.95
γ 21.0	104.82	57.22	51.84	100.38
γ 22.0	85.93	50.41	44.32	80.56
γ 23.0	71.16	45.35	37.82	64.89
γ 24.0	59.63	41.29	32.22	52.96
γ 25.0	50.74	37.41	27.56	44.00
γ 26.0	43.76	33.74	23.75	37.22
γ 27.0	38.19	30.33	20.72	31.98
γ 28.0	33.76	27.26	18.20	27.89
γ 29.0	30.18	24.48	16.13	24.67
γ 30.0	27.20	22.11	14.43	22.07
γ 31.0	24.68	20.07	13.02	19.94
γ 32.0	22.56	18.30	11.85	18.16
γ 33.0	20.69	16.72	10.88	16.60
γ 34.0	19.04	15.33	10.07	15.25
γ 35.0	17.52	14.07	9.39	13.99
γ 36.0	16.18	12.97	8.79	12.83
γ 37.0	14.94	11.95	8.25	11.69
γ 38.0	13.81	11.01	7.79	10.66
γ 39.0	12.77	10.17	7.37	9.77
γ 40.0	11.77	9.41	7.00	9.08
γ 41.0	10.88	8.70	6.65	8.53
γ 42.0	10.06	8.07	6.33	8.08
γ 43.0	9.34	7.48	6.04	7.69
γ 44.0	8.68	6.96	5.78	7.35
γ 45.0	8.12	6.48	5.55	7.05
γ 46.0	7.62	6.05	5.35	6.77

Candela Tabulation - (Cont.)

V/H	C0.0	C90.0	C180.0	C270.0
γ 47.0	7.18	5.66	5.15	6.51
γ 48.0	6.77	5.35	4.95	6.28
γ 49.0	6.42	5.07	4.76	6.05
γ 50.0	6.10	4.81	4.58	5.84
γ 51.0	5.82	4.58	4.41	5.63
γ 52.0	5.55	4.37	4.24	5.44
γ 53.0	5.31	4.17	4.07	5.24
γ 54.0	5.07	3.96	3.91	5.03
γ 55.0	4.86	3.78	3.76	4.83
γ 56.0	4.63	3.61	3.61	4.64
γ 57.0	4.43	3.46	3.47	4.44
γ 58.0	4.24	3.32	3.34	4.26
γ 59.0	4.06	3.17	3.22	4.11
γ 60.0	3.88	3.05	3.09	3.93
γ 61.0	3.72	2.91	2.97	3.76
γ 62.0	3.58	2.81	2.87	3.62
γ 63.0	3.43	2.69	2.77	3.49
γ 64.0	3.32	2.62	2.69	3.36
γ 65.0	3.20	2.53	2.59	3.25
γ 66.0	3.09	2.45	2.51	3.13
γ 67.0	2.99	2.37	2.42	3.02
γ 68.0	2.90	2.30	2.35	2.92
γ 69.0	2.81	2.23	2.28	2.82
γ 70.0	2.72	2.17	2.20	2.73
γ 71.0	2.64	2.10	2.14	2.65
γ 72.0	2.57	2.05	2.07	2.56
γ 73.0	2.51	2.00	2.02	2.49
γ 74.0	2.44	1.95	1.97	2.42
γ 75.0	2.37	1.90	1.91	2.35
γ 76.0	2.31	1.85	1.86	2.29
γ 77.0	2.25	1.82	1.82	2.24
γ 78.0	2.19	1.76	1.78	2.19
γ 79.0	2.15	1.74	1.74	2.13
γ 80.0	2.10	1.70	1.70	2.08
γ 81.0	2.05	1.66	1.67	2.04
γ 82.0	2.01	1.63	1.64	1.99
γ 83.0	1.96	1.60	1.60	1.95
γ 84.0	1.93	1.58	1.56	1.89
γ 85.0	1.89	1.54	1.52	1.85
γ 86.0	1.86	1.51	1.49	1.81
γ 87.0	1.81	1.49	1.47	1.77
γ 88.0	1.78	1.46	1.44	1.73
γ 89.0	1.75	1.44	1.42	1.71
γ 90.0	1.72	1.42	1.39	1.67
γ 91.0	1.69	1.40	1.37	1.63
γ 92.0	1.67	1.39	1.35	1.60
γ 93.0	1.65	1.38	1.32	1.57

Candela Tabulation - (Cont.)

V/H	C0.0	C90.0	C180.0	C270.0
γ 94.0	1.63	1.36	1.30	1.55
γ 95.0	1.61	1.35	1.28	1.52
γ 96.0	1.58	1.34	1.27	1.49
γ 97.0	1.57	1.33	1.26	1.48
γ 98.0	1.56	1.31	1.24	1.46
γ 99.0	1.54	1.31	1.23	1.44
γ 100.0	1.53	1.30	1.22	1.42
γ 101.0	1.52	1.29	1.22	1.41
γ 102.0	1.51	1.27	1.21	1.40
γ 103.0	1.49	1.28	1.20	1.39
γ 104.0	1.48	1.26	1.20	1.38
γ 105.0	1.48	1.26	1.20	1.37
γ 106.0	1.46	1.26	1.20	1.36
γ 107.0	1.45	1.25	1.20	1.36
γ 108.0	1.44	1.24	1.20	1.35
γ 109.0	1.43	1.24	1.19	1.35
γ 110.0	1.42	1.23	1.20	1.33
γ 111.0	1.41	1.22	1.20	1.34
γ 112.0	1.39	1.22	1.21	1.33
γ 113.0	1.38	1.21	1.20	1.32
γ 114.0	1.35	1.19	1.20	1.33
γ 115.0	1.35	1.18	1.21	1.33
γ 116.0	1.33	1.18	1.21	1.33
γ 117.0	1.32	1.16	1.21	1.33
γ 118.0	1.30	1.15	1.22	1.33
γ 119.0	1.30	1.16	1.22	1.33
γ 120.0	1.28	1.14	1.23	1.33
γ 121.0	1.26	1.13	1.23	1.33
γ 122.0	1.26	1.13	1.24	1.33
γ 123.0	1.26	1.13	1.25	1.33
γ 124.0	1.25	1.14	1.27	1.33
γ 125.0	1.24	1.14	1.27	1.34
γ 126.0	1.25	1.15	1.31	1.35
γ 127.0	1.26	1.17	1.32	1.35
γ 128.0	1.25	1.19	1.35	1.36
γ 129.0	1.27	1.21	1.37	1.38
γ 130.0	1.29	1.24	1.40	1.40
γ 131.0	1.30	1.28	1.43	1.43
γ 132.0	1.33	1.32	1.48	1.46
γ 133.0	1.36	1.34	1.52	1.49
γ 134.0	1.39	1.38	1.56	1.54
γ 135.0	1.43	1.43	1.63	1.59
γ 136.0	1.47	1.47	1.68	1.65
γ 137.0	1.52	1.53	1.75	1.71
γ 138.0	1.58	1.58	1.81	1.78
γ 139.0	1.63	1.65	1.89	1.85
γ 140.0	1.70	1.71	1.97	1.91

Candela Tabulation - (Cont.)

V/H	C0.0	C90.0	C180.0	C270.0
γ 141.0	1.76	1.78	2.05	1.99
γ 142.0	1.83	1.85	2.11	2.06
γ 143.0	1.91	1.92	2.19	2.13
γ 144.0	1.97	2.00	2.26	2.19
γ 145.0	2.04	2.07	2.33	2.26
γ 146.0	2.11	2.13	2.39	2.32
γ 147.0	2.18	2.20	2.45	2.37
γ 148.0	2.25	2.27	2.51	2.42
γ 149.0	2.31	2.33	2.56	2.48
γ 150.0	2.37	2.38	2.60	2.52
γ 151.0	2.44	2.43	2.64	2.56
γ 152.0	2.47	2.48	2.68	2.59
γ 153.0	2.53	2.52	2.71	2.62
γ 154.0	2.57	2.55	2.75	2.65
γ 155.0	2.60	2.58	2.75	2.68
γ 156.0	2.63	2.60	2.77	2.69
γ 157.0	2.66	2.61	2.78	2.72
γ 158.0	2.69	2.63	2.80	2.73
γ 159.0	2.71	2.63	2.81	2.74
γ 160.0	2.72	2.64	2.82	2.75
γ 161.0	2.74	2.65	2.82	2.75
γ 162.0	2.75	2.66	2.82	2.75
γ 163.0	2.77	2.67	2.82	2.75
γ 164.0	2.78	2.66	2.82	2.75
γ 165.0	2.78	2.66	2.81	2.76
γ 166.0	2.78	2.66	2.80	2.75
γ 167.0	2.78	2.66	2.80	2.74
γ 168.0	2.77	2.66	2.78	2.73
γ 169.0	2.77	2.65	2.77	2.71
γ 170.0	2.76	2.65	2.75	2.68
γ 171.0	2.74	2.64	2.72	2.66
γ 172.0	2.71	2.63	2.70	2.63
γ 173.0	2.70	2.63	2.69	2.62
γ 174.0	2.68	2.62	2.67	2.59
γ 175.0	2.66	2.62	2.66	2.59
γ 176.0	2.65	2.61	2.65	2.59
γ 177.0	2.64	2.60	2.64	2.60
γ 178.0	2.62	2.59	2.64	2.59
γ 179.0	2.62	2.59	2.64	2.60
γ 180.0	2.62	2.62	2.62	2.62